

The Importance of Dental X-rays




Rachel O'Neill RVN

IM3 THE GLOBAL NAME IN VETERINARY DENTISTRY

1

Introduction

- Registered Veterinary Nurse.
- Small animal and Mixed animal practice.
- Irish Sales Manager for IM3 Dental



IM3 THE GLOBAL NAME IN VETERINARY DENTISTRY

2

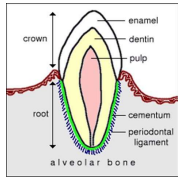

Learning Objectives:

- Dental X-rays reveal unseen issues, leading to vital treatment in veterinary practice.
- The reasons why every patient should have a full set of Dental X-rays.
- How to achieve high quality Dental X-rays?
- What is Dental Staging?
- To take the 'unpredictability' out of Dentistry.
- To learn that a team effort is required.

IM3 THE GLOBAL NAME IN VETERINARY DENTISTRY

3

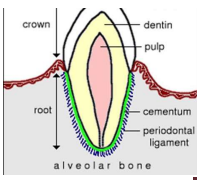

TOOTH ANATOMY

IM3 THE GLOBAL NAME IN VETERINARY DENTISTRY

4

TOOTH ANATOMY

IM3 THE GLOBAL NAME IN VETERINARY DENTISTRY

5

WHAT IS PERIODONTAL DISEASE?




- Periodontal disease is caused by plaque. Plaque, which is mostly bacteria, forms on the tooth surface and below the gum line. The plaque calcifies into tartar and results in gingivitis (inflammation of the gums.)
- Approximately 70% of cats and 80% of dogs will have dental disease before the age of three.

6

Different Stages of Periodontal Disease

Stage 0	Stage 1	Stage 2	Stage 3	Stage 4
Clinically normal.	Gingivitis only without attachment loss of gum and supportive tissue	Mild periodontal disease with up to 25% attachment loss of gum and supportive tissue	Moderate periodontal disease with 25-50% attachment loss of gum and supportive tissue	Advanced periodontal disease with >50% attachment loss of gum and supportive tissue



7


Periodontal Disease continued..



- Periodontal disease, affects much more than just the tooth.
- Can affect the heart, kidneys, lungs and liver.
- Leaves patient in discomfort, pain, ↓ appetite and weight loss, bad breath, poor grooming and depression.
- Importance of client education.



8



Why we take Dental X-rays?

- Only 1/3 of a tooth sits above the gums.
- 50% of dental abnormalities can be missed on visual examination alone.
- Increases acceptance of treatment recommendations
- Meets client's expectations to provide 'Gold standard' patient care

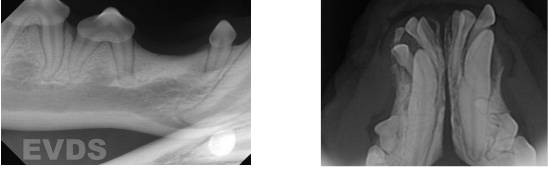
9

How can Dental X-rays help:


- Periodontal disease.
- Pre- extraction.
- Post Extraction.



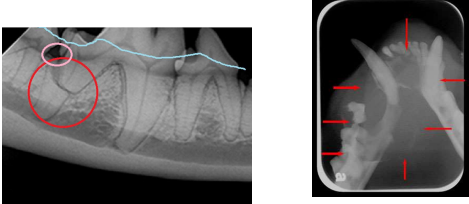

10




- Missing teeth
- Unerupted/Impacted Teeth



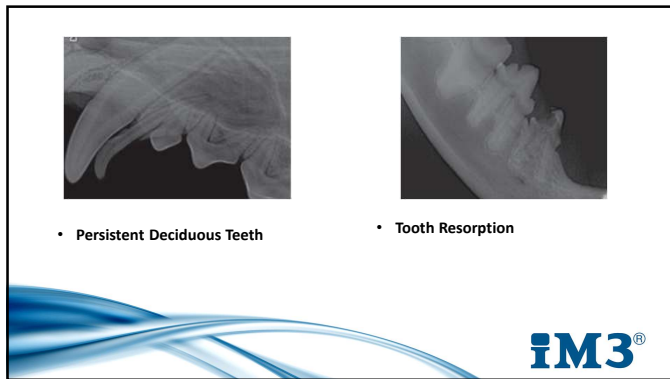
11



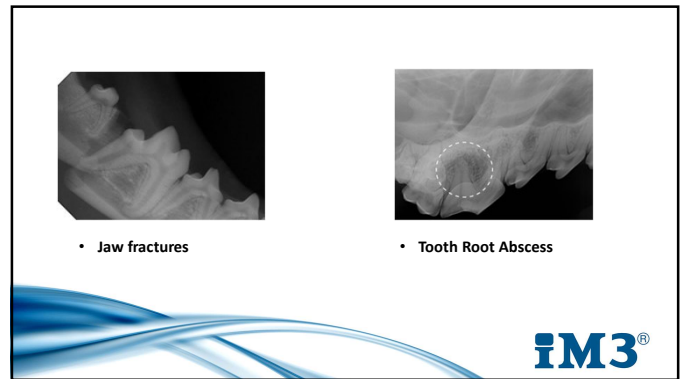
Endodontic disease Oral Tumours



12



13



14

Why should every patient have a full set of Dental X-rays?

- Gold standard care.

Benefits to the patient:

- All abnormalities identified and treatment.

Benefits to the staff:

- Confident in their work.
- Higher job satisfaction as not sitting for hours debating if the root is removed or not.
- Less stress.

IM3 | THE GLOBAL NAME IN VETERINARY DENTISTRY

15

Benefits to the owner:

- Can give informed consent.
- Owner compliance higher.

Benefits to the practice:

- Increase in revenue.
- Opportunity to stage.

IM3 | THE GLOBAL NAME IN VETERINARY DENTISTRY

16

IM3[®] | THE GLOBAL NAME IN VETERINARY DENTISTRY

How to achieve high quality Dental X-rays with Im3 Veterinary Dental X-ray Solution?

- Veterinary Generators
- Positioning
- Developers
- Software
- Staging

17

Veterinary Generator:

IM3[®]

18

Positioning using the Bisecting Angle Technique made easier:

Complete range of plates available for iM3 CR 7 Vet

19

Positioning using the Bisecting Angle Technique:

This technique provides the most accurate shadow of the tooth root in the image

1. The angle of the film/sensor
2. The angle of the long axis of the tooth root
3. The angle that bisects 1 and 2 is the Bisecting angle

iM3®

20

Creating the perfect shadow

iM3®

21

iM3®

22

iM3®

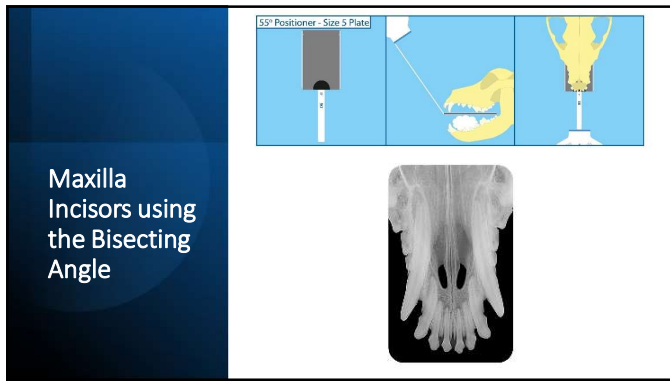
23

Canine Maxilla Premolars and Molars - Bisecting Angle

45° Positioner - Size 5 Plate

1

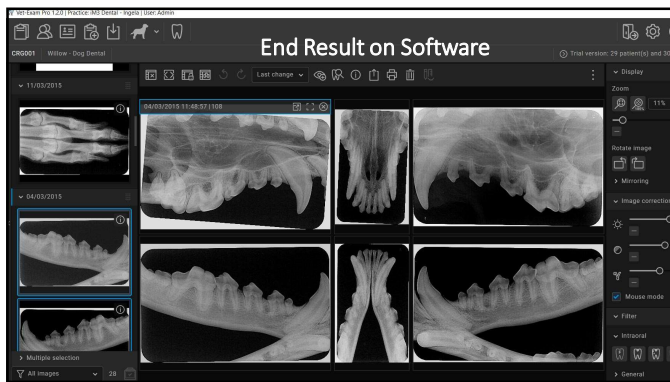
24



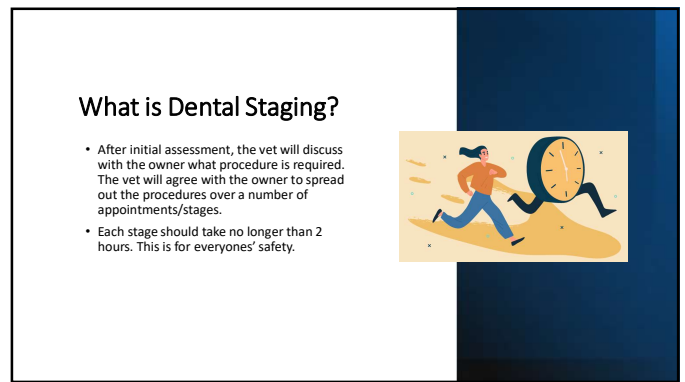
25



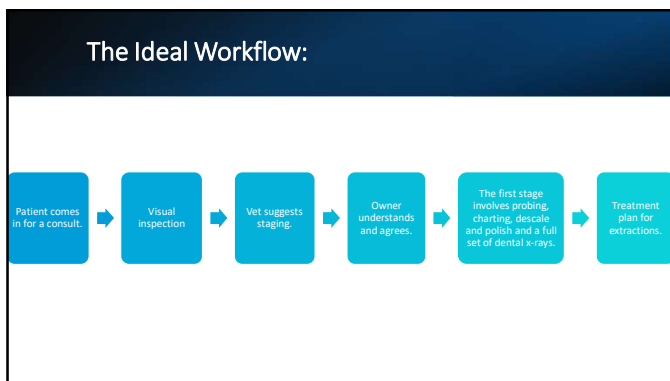
26



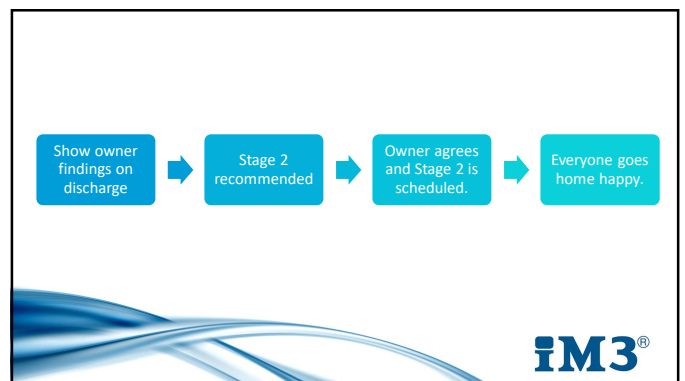
27



28



29



30


Benefits of Staging:

- Decreases stress.
- Increases job satisfaction.
- Increases abnormalities found.
- Increases percentage of accepted treatment.
- Increases income.
- No missed opportunities.
- No surprised when it comes to the bill.
- Everyone is happy.
- Customer more likely to return.

31

Summary:


- Dental X-rays are important- they take the fear out of dentistry.
- Dentistry can be scheduled appropriately.
- Team effort is required to achieve success.
- Empower employees and profits will follow.



32

Thank you for listening.

Any questions?



Rachel O'Neill RVN
Rachel.oneill@m3dental.com
 085 011 9513

33